

Foundation Programme
in Literacy, Numeracy and Skills
(FPLNS)

现代汉语

MODERN CHINESE

GRADE 9

Educator's Guidelines

Theme 5: Music and Entertainment
Media


MAHATMA GANDHI INSTITUTE
under the aegis of
MINISTRY OF EDUCATION AND HUMAN RESOURCE
Republic of Mauritius

2026



Table of content

» Guide to Educators	iii
» Activity 1: Listen and repeat	1
» Activity 2: Identify the words	2
» Activity 3: Read and practise.	3
» Activity 4: Underline and rewrite the words.	4
» Activity 5: Read and identify the words.....	5
» Activity 6: Fill in the blanks.....	6
» Activity 7: Crossword	7
» Activity 8: Matching	8
» Activity 9: Rearrange the words.	9
» Activity 10: Read, identify and write	10
» Activity 11: Read the comprehension passage.	11
» Activity 12: Read and write.	13
» Activity 13: Demonstrate your creativity.....	14



Guide to Educators

Learning Outcomes

- Share personal preferences regarding musical instruments using phrases like “I like...” or “I play...”.
- Engage in simple conversations about their favourite musical instruments.
- Understand key vocabulary words related to music and entertainment (e.g., musical instruments, Music Day).
- Practise pronunciation of musical instruments and associated vocabulary words.
- Listen with understanding to poem, dialogue and short passage.

Activities

- Listen and repeat.
- Identify the words.
- Read and practise.
- Underline and rewrite the words.
- Read and identify the words.
- Fill in the blanks.
- Crossword.
- Matching.
- Rearrange the words.
- Read, identify and write.
- Read the comprehension passage.
- Read and write.
- Demonstrate your creativity.

Other Proposed Activity

- The students play a musical item based on their preference.

Additional Resources

- Use pictures and real-life examples to aid recognition.
- Repetitive practice through songs and poems.
- Videos or audios related to musical instruments and famous artists.

Portfolio Assessment

- Skills-based assessments

Activity 1: Listen and repeat.

Listening and Reading Activities:

- The Educator reads and explains the song.
- The students listen and repeat.

小乐器 - Xiǎo Yuèqì

Little Instruments

小乐器，真有趣

Xiǎo yuèqì, zhēn yǒuqù

Little instruments, they are really interesting

小鼓小鼓，咚咚咚

Xiǎo gǔ xiǎo gǔ, dōng dōng dōng

Little drum, little drum, dong dong dong

小锣小锣，锵锵锵

Xiǎo luó xiǎo luó, qiāng qiāng qiāng

Little gong, little gong, qiang qiang qiang

小钢琴，叮叮叮

Xiǎo gāngqín, dīng dīng dīng

Little piano, ding ding ding

小喇叭，嘀嘀嘀

Xiǎo lǎbā, dí dí dí

Little trumpet, di di di

小乐器，真有趣

Xiǎo yuèqì, zhēn yǒuqù

Little instruments, they are really interesting



Other similar resources are available through the following links:

Instrument in Mandarin

<https://www.youtube.com/watch?v=PL32dkoYIY4>

学汉字学中文系列 - (21) 乐器 | Learn Chinese. Musical instrument

<https://www.youtube.com/watch?v=Pd8L6tuuRj4>

小猪佩奇 | 第一季 第16集 「乐器」

<https://www.youtube.com/watch?v=lucFRp1bt0M>

Activity 2: Identify the words.

Listening and Speaking Activities:

- The Educator reads the words and explains with examples.
- The students repeat the words with correct pronunciation.



shōuyīnjī
收音机



diànnǎo
电脑



diànshì
电视



yúlè
娱乐



diànyǐng yuàn
电影院



wǔtái
舞台



shǒujī
手机



gǔzhēng
古筝



huàjù
话剧



pípá
琵琶

Activity 3: Read and practise.

Reading Activity:

- The students identify and read the the Chinese Pinyin.



收音机
shōuyīnjī
shōu+yīn+jī



电脑
diànnǎo
diàn+nǎo



电视
diànshì
diàn+shì



娱乐
yúlè
yú+lè



电影院
diànyǐng yuàn
diàn+yǐng+yuàn



舞台
wǔtái
wǔ+tái




手机
shǒujī
shǒu+jī



古筝
gǔzhēng
gǔ+zhēng



话剧
huàjù
huà+jù



琵琶
pípa
pí+pá

Activity 4: Underline and rewrite the words.

Reading and Writing Activities:

The Educator reads the sentences aloud.

The students:

- identify, underline and rewrite the words related to music and entertainment.
- read the sentences repeatedly.

(一) 古筝是一种乐器。

(二) 我有一个笛子。

(三) 哥哥拉二胡。

(四) 你有吉他吗?

(五) 奶奶有一个小收音机。

(六) 这是电影院。

(七) 小文看电视。

(八) 这个舞台很大。

(九) 你的手机很新。

Activity 5: Read and identify the words.

Reading Activity:

- The Educator reads and explains the sentences.
- The students identify the words corresponding to the picture.



古筝

我有古筝。

我喜欢弹古筝。

我用双手弹古筝。

古筝很受欢迎。

Activity 6: Fill in the blanks.

Reading and Writing Activities:

- The Educator reads and explains the exercise.
- The students choose the correct words to fill in the blank spaces.

(电脑、手机、电视、电影、收音机)



(一) 我在.....上看电影。



(二) 我在.....上玩游戏。



(三) 我听.....。



(四) 我们家里有一台.....。



(五) 我去电影院看.....。

Activity 7: Crossword.

Writing Activity:

The Educator reads and explains the 10 given words in brackets to the students.

The students:

- identify and colour the 10 words related to music and entertainment using different colours.
- copy the words in the blank spaces.

手机、收音机、电脑、古筝、电影院、话剧、娱乐、舞台、琵琶、电视

上	写	字	打	火	车	飞	机
中	课	电	话	苹	果	毛	香
收	文	姓	视	舞	台	里	蕉
音	热	名	山	服	猫	求	古
机	生	琵	琶	手	水	斯	箏
话	星	火	机	娱	冷	书	包
文	剧	高	快	乐	电	影	院
话	日	兴	马	爸	吗	老	鼠
汽	期	汉	电	脑	校	车	狗
车	辆	语	妈	衣	学	生	妹

.....

.....

.....

.....

.....

.....

.....

.....

.....

.....

.....

.....


Activity 8: Matching.

Listening and Reading Activities:

The Educator reads the given verbs.

The students:

- listen and pronounce the verbs under the guidance of the Educator.
- read and match the pictures to the corresponding verbs.



唱

看

拉

跳舞

听

弹

Activity 9: Rearrange the words.

Writing Activity:

- The Educator helps the students to rearrange the words to form sentences.

(一) 有趣、很、音乐

.....

(二) 歌手、唱歌、在

.....

(三) 喜欢、音乐、他

.....

(四) 听、我们、音乐

.....

(五) 玩、乐器、人们

.....

Activity 10: Read, identify and write.

Identify and write 5 action verbs and 5 words related to music and entertainment.

Reading and Writing Activities:

- The Educator reads and explains the dialogue to the students.
- The students read, identify and write the action verbs and the words related to music and entertainment.



张文：早，王华。

王华：早，张文。你看起来很高兴！

张文：我要去电影院。

王华：看电影！

张文：是的。

王华：我都是在电视上看电影。

张文：我也是。我还在手机上玩游戏。

王华：我喜欢听收音机。你会唱歌吗？

张文：不会，我会跳舞。我明天要在学校跳舞。

王华：明天是音乐节！我要唱歌。

张文：我的朋友要弹吉他。

王华：明天一定会很有趣。

Action Verbs	Words

Activity 11: Read the comprehension passage.

Reading Activity:

- The students read the passage with the help of the Educator, then answer the given multiple choice questions.



今天，我们在学校庆祝音乐节。舞台非常漂亮。很多学生都参加了。张文吹笛子，李娜唱歌。九年级的学生有的拉小提琴、有的弹吉他、有的打鼓。八年级的学生在跳舞。大家都在拍手。我们都非常高兴。

(一) 我们在学校庆祝什么节日?

- A. 运动会
- B. 美食节
- C. 音乐节
- D. 生日

(二) 舞台看起来怎么样?

- A. 很美丽
- B. 不美丽
- C. 很脏
- D. 很大

(三) 张文玩的是什么乐器?

- A. 小提琴
- B. 笛子
- C. 吉他
- D. 二胡

(四) 谁在唱歌?

- A. 张文
- B. 李娜
- C. 九年级学生
- D. 八年级学生

(五) 大家都觉得怎么样?


- A. 生气
- B. 害怕
- C. 悲伤
- D. 快乐

Activity 12: Read and write.

Speaking and Writing Activities:

The Educator helps the students to:

- revise the vocabulary words.
- identify and label the objects.
- write the answers by giving prompts related to the image.



(一) 图片中有多少人?

.....

(二) 爸爸在做什么?

.....

(三) 妈妈在做什么?

.....

(四) 男孩在吹什么乐器?

.....

(五) 女孩在弹什么乐器?

.....

(六) 桌子上有什么?

.....

Activity 13: Demonstrate your creativity.


Speaking and Writing Activities:

The Educator explains the activities to the students.

The students:

- prepare and present the item.
- write the sentences under the guidance of the Educator.

- Present a short poem/a song/a dance.
- Identify the following pictures, colour and write two simple sentences on each.



(一) 这是一架(jià).....。

1.

2.



(二) 这是一台(tái).....。

1.

2.



(三) 这是一部(bù).....。

1.

2.